



rht

Russell Henning Timber



Index

Dowels	2
Round & Tri Quads	3
Coverstraps	4, 5
Glass Beads & Wind Moulds	6
Ovolo & Scotias	7
Insert & Panel Moulds	8
External Corners	8
Crown Moulds	8
Joinery Sections	9
Hand Rails	10
Picture Rail	11
Dado & Chair Mould	11
Feature Wall Lining	11
Architraves & Skirtings	12




Forestry Tasmania is certified under the Australian Forestry Standard (AFS)

The AFS sets stringent environmental, social and economic criteria for sustainable forest management and production tracking. It provides customers with an assurance that timber has been produced according to international best practice standards. The AFS is internationally endorsed by the world's largest forest certification body, the Programme for the Endorsement of Forest Certification Schemes.


Forestry Tasmania's forest management policy and its commercial success, is based on the principles of sustainable forest management.




Dowels




DL06
6mm Dowel




DL095
9.5mm Dowel




DL125
12.5mm Dowel




DL16
16mm Dowel




DL19
19mm Dowel




DL22
22mm Dowel




DL25
25mm Dowel




DL29
29mm Dowel



DL32
32mm Dowel




DL40
40mm Dowel




DL45
45mm Dowel


Round & Tri Quad




QD095
9.5mm Round Quad




● QD12
12mm Round Quad




QD15
15mm Round Quad




● QD19
19mm Round Quad




QD22
22mm Round Quad




QD30
30mm Round Quad



TRI30
30mm Tri Quad




● TRI12
12mm Tri Quad



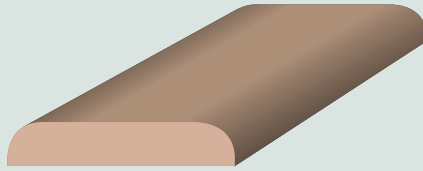
● TRI19
19mm Tri Quad




Coverstraps



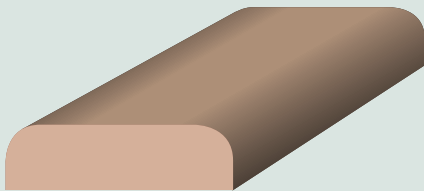
RE2005
20 x 5mm Round Edge




RE3005
30 x 5mm Round Edge




RE4005
40 x 5mm Round Edge




● RE3008
30 x 8mm Round Edge




● RE4008
40 x 8mm Round Edge




DAR2008
20 x 8mm Square Edge




DAR3008
30 x 8mm Square Edge




DAR4008
40 x 8mm Square Edge



DAR1212
12 x 12mm Square




● DAR2012
20 x 12mm Square Edge



● DAR3012
30 x 12mm Square Edge

Coverstraps




● DAR4012
40 x 12mm Square Edge



● DAR6512
65 x 12mm Square Edge



● DAR9012
90 x 12mm Square Edge




● DAR1919
19 x 19mm Square




DAR11012
110 x 12mm Square Edge




Glass Beads & Wind Moulds




GB12
12 x 9mm
Glass Bead




GB1912
19 x 12mm
Glass Bead



GB3012
30 x 12mm
Glass Bead




GB15
15 x 10mm
Glass Bead




WND30
30 x 19mm
Wind Mould


Ovolo & Scotia




OV42
42mm Ovolo




● OV30
30mm Ovolo




● OV19
19mm Ovolo




OV12
12mm Ovolo



SC19
19mm Scotia



● SC30
30mm Scotia




SC40
40mm Scotia

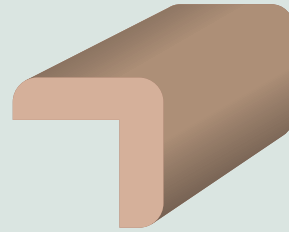
● Denotes also available in Clear Pine




Insert, Panel, External Corner & Crown Moulds




● ECNR30
30 x 30mm External Corner




● ECNR20
20 x 20mm External Corner



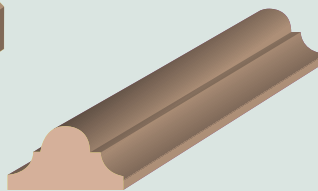
● INS3010
30 x 10mm Insert Mould



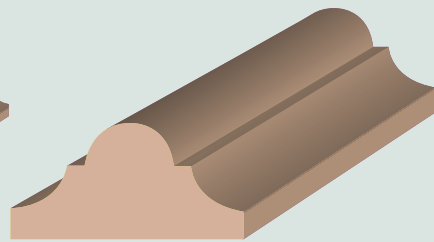
● INS2318
23 x 18mm Insert Mould




● CM3014
30 x 14mm Crown Mould



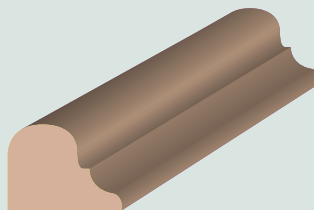
PM1508
15 x 8mm Panel Mould




● PM3015
30 x 15mm Panel Mould



BM1207
12 x 7mm
Bolection Mould




BM1511
15 x 11mm
Bolection Mould




● BM1811
18 x 11mm
Bolection Mould


Joinery Sections




MUSH
50 x 30 x 40mm
Mushroom Stop



STF32
32 x 15mm Staff Bead



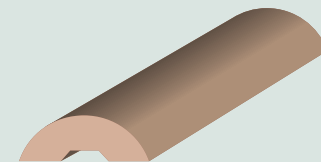
STF22
22 x 15mm Staff Bead



PRT20
20 x 9mm Parting Bead




NOS6030
60 x 30mm Nosing




FLY18
18 x 6mm Flybead



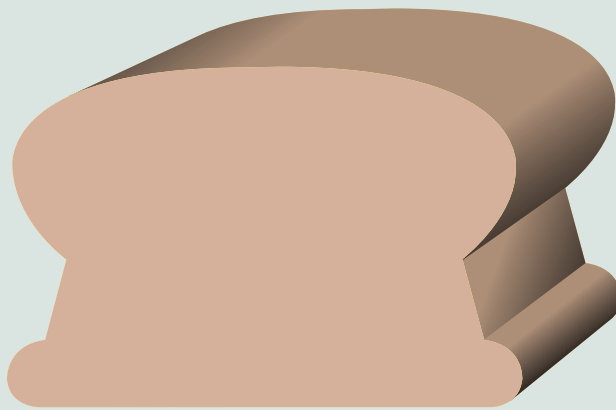
Handrail



HR50
50 x 47 x 20mm Handrail




HR55
55 x 45 x 32mm Handrail




HR68
68 x 44mm Handrail

Picture Rail, Dado/Chair Mould




● PR4118
41 x 18mm
Dewdrop Picture Rail



● DACH64
64 x 26mm
Georgian Dado/Chair Rail


Feature Wall Lining




RGVJ85
85 x 12mm Regency/VJ Lining




Colonial Architraves & Skirtings



COL6519
65 x 19mm Colonial




COL13519
135 x 19mm Colonial




COL8519
85 x 19mm Colonial


Risby Colonial Architraves & Skirtings



COLRIS6519
65 x 19mm Risby Colonial



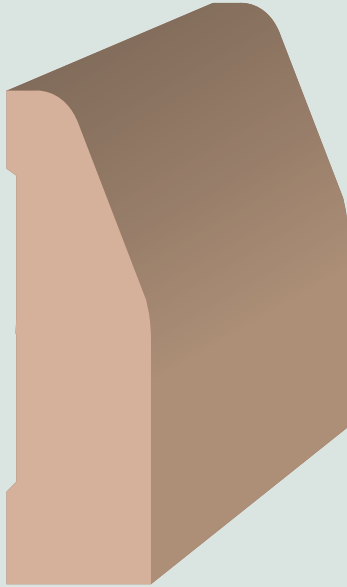
COLRIS13519
135 x 19mm Risby Colonial




COLRIS8519
85 x 19mm Risby Colonial




V.H.C Architraves & Skirtings




VHC6519
65 x 19mm V.H.C.



VHC4219
42 x 19mm V.H.C.




VHC8519
85 x 19mm V.H.C.




VHC13519
135 x 19mm V.H.C.


Single Bevel Architraves & Skirtings




BV6519
65 x 19mm Single Bevel



BV4219
42 x 19mm Single Bevel



BV8519
85 x 19mm Single Bevel




BV13519
135 x 19mm Single Bevel




Bull Nose Architraves & Skirtings



BN6519
65 x 19mm Bull Nose



BN13519
135 x 19mm Bull Nose



BN8519
85 x 19mm Bull Nose

Trading Terms

Pricing

All prices are correct as at the issue date of Wholesale Price List. Prices are subject to change without notice. We are pleased to quote for the manufacture and supply of non-catalogue products/sizes. Prices quoted per lineal metre will be invoiced to the nearest 0.1 metre multiple, unless otherwise agreed.

Orders

Orders are accepted subject to stock availability at any given time. Orders for non-standard product sizes will normally require a lead time which is subject to confirmation at the time of order. Such orders will be processed only after receipt of written order confirming specification and quantities.

Delivery

Victoria. Orders delivered to customers in the greater Melbourne metropolitan area will be subject to a minimum delivery charge of \$52.00. This charge will also apply to orders received from regional customers requesting delivery to metropolitan freight depots or terminals. The minimum value of any order delivered shall be \$1000.00. Orders below this value are available for pick up or may be delivered at our convenience.

Other States. Cartage rates applicable for consignments to interstate destinations are available on request. Local rates apply if delivery is to be made to a customer nominated Melbourne metropolitan transport terminal.

Colour Variation & Grading

Timber is a natural product. No claims will be recognised on the basis of natural grain or colour pigment variation in the material supplied. The terms "Tasmanian Oak" and "Victorian Ash" are generic names for groups of Australian sub-specie eucalypts which may be supplied to fulfil an order. Colour and grain may vary between such species. Grading of products is carried out in accordance with Australian Standard 2796 series (Select Grade) as a minimum.

Payment

Payment for goods supplied under a credit account must be received within 30 days from the end of the month of delivery, as per Credit Application.



Russell Henning Timber

Phone (03) 9587 0188 Fax (03) 9587 0199